





Three Rivers District Council - Council Tax Reduction Scheme 2024/25 Consultation

2. Background to the Council Tax Reduction Scheme consultation

1. I have read the background information about the Council Tax Reduction Scheme: This question must be answered before you can continue.				
Answer Choices			Response Percent	Response Total
1	Yes		100.00%	45
2	No		0.00%	0
			answered	45
			skipped	20




3. Part 1 - Introducing an income banded scheme for all working age applicants which will provide up to 100% support

2. Do you agree with introducing an income-based banded discount scheme as shown above?				
Answer Choices			Response Percent	Response Total
1	Yes		54.17%	13
2	No		37.50%	9
3	Don't Know		8.33%	2
			answered	24
			skipped	41

3. If you disagree please explain why. You can also use this space to let us know if you have any alternative suggestions.				
Answer Choices			Response Percent	Response Total
1	Open-Ended Question		100.00%	11
			answered	11
			skipped	54

4. Part 2 - Removing Non Dependant Deductions

4. Do you agree with this proposal?




Answer Choices			Response Percent	Response Total
1	Yes		50.00%	11
2	No		27.27%	6
3	Don't Know		22.73%	5
			answered	22
			skipped	43

5. If you disagree please explain why. You can also use this space to let us know if you have any alternative suggestions.

Answer Choices			Response Percent	Response Total
1	Open-Ended Question		100.00%	5
			answered	5
			skipped	60

5. Part 3 - Disregarding certain elements of Universal Credit




6. Do you agree with this proposal?

Answer Choices			Response Percent	Response Total
1	Yes		59.09%	13
2	No		18.18%	4
3	Don't Know		22.73%	5
			answered	22
			skipped	43

7. If you disagree please explain why. You can also use this space to let us know if you have any alternative suggestions.




Answer Choices			Response Percent	Response Total
1	Open-Ended Question		100.00%	5
			answered	5
			skipped	60

6. Part 4 - Where applicants or their partner (if they have one) are working, a standard disregard of up to £25 per week will be applied for single applicants and up to £50 per week for couples or lone parents.

8. Do you agree with this proposal?			
Answer Choices		Response Percent	Response Total
1	Yes		65.00% 13
2	No		15.00% 3
3	Don't Know		20.00% 4
		answered	20
		skipped	45

9. If you disagree please explain why. You can also use this space to let us know if you have any alternative suggestions.			
Answer Choices		Response Percent	Response Total
1	Open-Ended Question		100.00% 4
		answered	4
		skipped	61

7. Part 5 - Any new claim or change in circumstances will be applied on a daily basis

10. Do you agree with this proposal?			
Answer Choices		Response Percent	Response Total
1	Yes		76.19% 16
2	No		4.76% 1
3	Don't Know		19.05% 4
		answered	21
		skipped	44




11. If you disagree please explain why. You can also use this space to let us know if you have any alternative suggestions.			
Answer Choices		Response Percent	Response Total
1	Open-Ended Question		100.00% 1

11. If you disagree please explain why. You can also use this space to let us know if you have any alternative suggestions.

answered	1
skipped	64

8. Part 6 - Backdating reduction (up to a maximum of 12 months from the date of claim) where circumstances show that the applicant would have been continuously eligible for the period in question had they applied at that time.

12. Do you agree with this proposal?




Answer Choices		Response Percent	Response Total
1	Yes 	71.43%	15
2	No 	14.29%	3
3	Don't Know 	14.29%	3
		answered	21
		skipped	44

13. If you disagree please explain why. You can also use this space to let us know if you have any alternative suggestions.

Answer Choices		Response Percent	Response Total
1	Open-Ended Question	100.00%	4
		answered	4
		skipped	61

9. Part 7 - Protecting people with a disability by disregarding PIP, ESA (Support Component) and DLA.

14. Do you agree with this proposal?




Answer Choices		Response Percent	Response Total
1	Yes 	71.43%	15
2	No 	14.29%	3
3	Don't Know 	14.29%	3
		answered	21
		skipped	44

15. If you disagree please explain why. You can also use this space to let us know if you have any alternative suggestions.

Answer Choices		Response Percent	Response Total
1	Open-Ended Question	100.00%	5
		answered	5
		skipped	60

10. Part 8 - Protecting families by continuing to disregard Child Benefit and Child Maintenance

16. Do you agree with this proposal?




Answer Choices		Response Percent	Response Total
1	Yes 	65.00%	13
2	No 	15.00%	3
3	Don't Know 	20.00%	4
		answered	20
		skipped	45

17. If you disagree please explain why. You can also use this space to let us know if you have any alternative suggestions.

Answer Choices		Response Percent	Response Total
1	Open-Ended Question	100.00%	3
		answered	3
		skipped	62

11. Part 9 - Disregarding Carer's Allowance

18. Do you agree with this proposal?

Answer Choices		Response Percent	Response Total
1	Yes 	70.00%	14
2	No 	10.00%	2
3	Don't Know 	20.00%	4

18. Do you agree with this proposal?




answered	20
skipped	45

19. If you disagree please explain why. You can also use this space to let us know if you have any alternative suggestions.

Answer Choices	Response Percent	Response Total
1 Open-Ended Question	100.00%	1
	answered	1
	skipped	64

12. Part 10 - Protecting War Pensioners by continuing to disregard War Pensions or War Disablement pensions in full




20. Do you agree with this proposal?

Answer Choices	Response Percent	Response Total
1 Yes 	65.00%	13
2 No 	15.00%	3
3 Don't know 	20.00%	4
	answered	20
	skipped	45

21. If you disagree please explain why. You can also use this space to let us know if you have any alternative suggestions.




Answer Choices	Response Percent	Response Total
1 Open-Ended Question	100.00%	2
	answered	2
	skipped	63

13. Part 11 - Maintaining the Capital Limit at £8,000 but removing the assumed income from capital (or 'tariff' income) from the calculation of Council Tax Reduction

22. Do you agree with this proposal?				
Answer Choices			Response Percent	Response Total
1	Yes		60.00%	12
2	No		15.00%	3
3	Don't know		25.00%	5
			answered	20
			skipped	45

23. If you disagree please explain why. You can also use this space to let us know if you have any alternative suggestions.				
Answer Choices			Response Percent	Response Total
1	Open-Ended Question		100.00%	3
			answered	3
			skipped	62



14. Part 12 - Removing the Extended Payment provision.

24. Do you agree with this proposal?				
Answer Choices			Response Percent	Response Total
1	Yes		77.78%	14
2	No		11.11%	2
3	Don't know		11.11%	2
			answered	18
			skipped	47

25. If you disagree please explain why. You can also use this space to let us know if you have any alternative suggestions.				
Answer Choices			Response Percent	Response Total
1	Open-Ended Question		100.00%	2
			answered	2
			skipped	63

15. Part 13 - Providing an Exceptional Hardship Scheme

26. Do you agree with this proposal?

Answer Choices		Response Percent	Response Total
1	Yes		84.21% 16
2	No		10.53% 2
3	Don't know		5.26% 1
		answered	19
		skipped	46

27. If you disagree please explain why. You can also use this space to let us know if you have any alternative suggestions.

Answer Choices		Response Percent	Response Total
1	Open-Ended Question		100.00% 3
		answered	3
		skipped	62


16. Your comments and suggestions on the proposed Council Tax Reduction Scheme

28. Please use this space to make any other comments on the proposed scheme or any alternative suggestions you have.

Answer Choices		Response Percent	Response Total
1	Open-Ended Question		100.00% 6
		answered	6
		skipped	59

17. About you

29. Are you completing this form on behalf of an organisation or group?



Answer Choices		Response Percent	Response Total
1	Yes		0.00% 0
2	No		100.00% 19
		answered	19
		skipped	46

If yes, please tell us the name of the organisation/group and add any other comments you wish to make.


Answer Choices		Response Percent	Response Total
1	Open-Ended Question	0.00%	0
No answers found.			
		answered	0
		skipped	65

18. Questions for Individuals



30. Do you live in the Three Rivers District Council area?

Answer Choices		Response Percent	Response Total
1	Yes 	94.74%	18
2	No 	5.26%	1
		answered	19
		skipped	46





31. Do you pay Council Tax?

Answer Choices		Response Percent	Response Total
1	Yes 	100.00%	19
2	No	0.00%	0
		answered	19
		skipped	46







32. Are you currently receiving Council Tax Reduction?

Answer Choices		Response Percent	Response Total
1	Yes 	21.05%	4
2	No 	78.95%	15
		answered	19
		skipped	46


33. How would you describe your gender?

Answer Choices			Response Percent	Response Total
1	I prefer not to say		10.53%	2
2	Female		63.16%	12
3	Male		21.05%	4
4	I describe myself in another way		5.26%	1
			answered	19
			skipped	46




34. Which of the following age ranges do you fall into?

Answer Choices			Response Percent	Response Total
1	Prefer not to say		5.26%	1
2	16-24		0.00%	0
3	25-34		15.79%	3
4	35-44		5.26%	1
5	45-59		31.58%	6
6	60-74		31.58%	6
7	75 or over		0.00%	0
8	75-84		10.53%	2
9	85+		0.00%	0
			answered	19
			skipped	46





35. Which of the following best describes your ethnic group?

Answer Choices			Response Percent	Response Total
1	Prefer not to say		26.32%	5
2	Arab		0.00%	0
3	Asian or Asian British: Indian		0.00%	0
4	Asian or Asian British: Pakistani		0.00%	0
5	Asian or Asian British: Bangladeshi		0.00%	0

35. Which of the following best describes your ethnic group?

6	Asian or Asian British: Chinese		0.00%	0
7	Any other Asian Background		0.00%	0
8	Black or Black British: Caribbean		5.26%	1
9	Black or Black British: African		0.00%	0
10	Any other Black Background		0.00%	0
11	Mixed Heritage: White and Black Caribbean		0.00%	0
12	Mixed Heritage: White and Black African		0.00%	0
13	Mixed Heritage: White and Asian		0.00%	0
14	Any other Mixed Background		0.00%	0
15	White British		63.16%	12
16	White Irish		0.00%	0
17	Any other White Background		5.26%	1
			answered	19
			skipped	46




36. What is your religion/belief?

Answer Choices		Response Percent	Response Total	
1	Prefer not to say		26.32%	5
2	Buddhist		0.00%	0
3	Christian (includes Church of England, Catholic, Protestant and all other Christian Denominations)		47.37%	9
4	Sikh		0.00%	0
5	Jewish		5.26%	1
6	Muslim		0.00%	0
7	Hindu		0.00%	0
8	Other		0.00%	0
9	No religion		21.05%	4

36. What is your religion/belief?

answered	19
skipped	46

37. Which of the following best describes your sexual orientation?

Answer Choices		Response Percent	Response Total
1	Prefer not to say 	31.58%	6
2	Bisexual 	5.26%	1
3	Gay or lesbian	0.00%	0
4	Straight/Heterosexual 	63.16%	12
5	Other	0.00%	0
		answered	19
		skipped	46